

KPH80-12N 12Volt 80Ah

Specifications

Nominal Voltage(V) **12V**

Nominal Capacity

10 hour rate	(8A)	to	10.80V)	80Ah
5 hour rate	(13.6A)	to	10.20V)	68Ah
1 hour rate	(48A)	to	9.60V)	48Ah
1 C	(80A)	to	9.60V)	50.67Ah

Weight **Approx. 24.2kg(53.2Lbs.)**

Internal Resistance (at 1KHz) **Approx. 5 mΩ**

Maximum Discharge Current for

5 seconds: **960A**

Charging Methods at 25 (77)

Cycle use:

Charging Voltage **14.4 to 15.0V**

Coefficient -5.0mV/ /cell

Maximum Charging Current : **24A**

Standby use:

Float Charging Voltage **13.5 to 13.8V**

Coefficient -3.0mV/ /cell

Design Life **12 years**

Operating Temperature Range

Charge **-15 (5) to 40 (104)**

Discharge **-15 (5) to 50 (122)**

Storage **-15 (5) to 40 (104)**

Charge Retention (shelf life) at 20 (68)

1 month **98%**

3 month **94%**

6 month **85%**

Case Material **ABS UL94 HB**

Option: Flammability resistance of (UL94 V-0)

Terminal **F8**

Description of torque value of hard ware for the terminals:

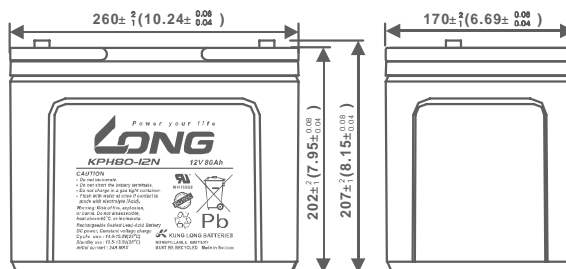
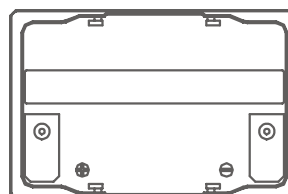
Recommended torque value **M6: 7 N-m (71kgf-cm)**

Maximum allowable torque value **M6: 9 N-m (92kgf-cm)**

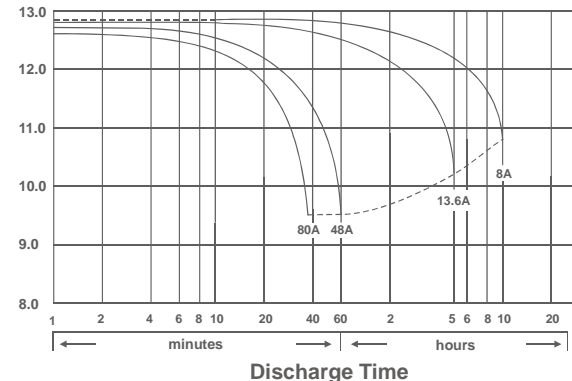


Dimensions

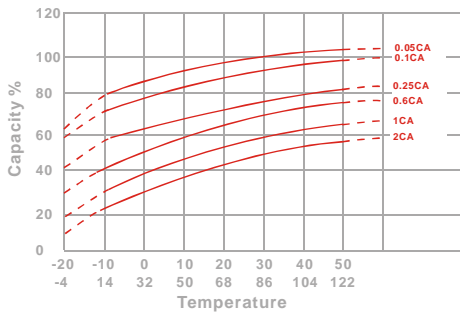
mm(inch)



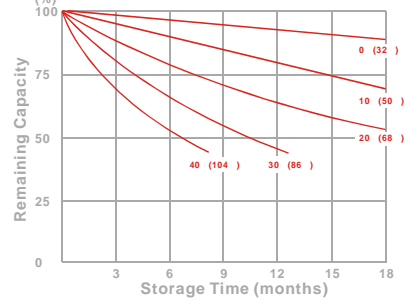
(V) Discharge Time VS. Discharge Current (25)



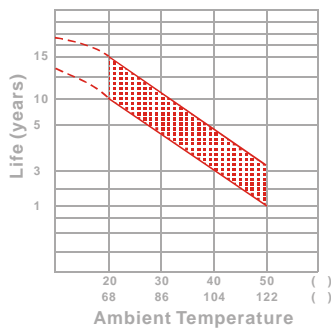
Effect of Temperature on Capacity 25 (77)



Capacity Retention Characteristic



Trickle (or float) Service Life



Cycle Service Life



- PERFORMANCE DATA

Discharge Rates in Watts to Various End Voltages at 25 (77)

End Voltage		1.85V	1.80V	1.75V	1.70V	1.67V	1.65V	1.60V
Time								
5	min	407	429	491	521	537	552	567
10	min	278	294	336	357	368	378	388
15	min	178	225	240	274	280	287	294
30	min	139	149	155	159	160	162	165
60	min	80.8	85.3	87.8	89.8	90.5	91.3	92.3
120	min	47.2	49.8	51.3	52.7	53.2	53.7	54.3
180	min	34.0	35.8	36.8	37.7	38.0	38.3	38.8
240	min	27.8	28.8	29.7	30.3	30.5	30.8	31.2
300	min	24.8	25.3	25.7	26.0	26.2	26.3	26.5
600	min	15.0	15.2	15.3	15.5	15.5	15.6	15.6
1200	min	7.85	7.97	8.07	8.15	8.20	8.23	8.28

- Discharge Rates in Amperes to Various End Voltages at 25 (77)

End Voltage		1.85V	1.80V	1.75V	1.70V	1.67V	1.65V	1.60V
Time								
5	min	178	214	245	272	281	292	304
10	min	112	143	167	186	192	199	207
15	min	90.5	109	124	138	141	145	150
30	min	63.2	72.6	79.4	84.5	85.6	87.2	89.0
60	min	38.6	41.5	43.3	44.8	45.3	45.9	46.7
120	min	20.2	22.4	23.9	25.0	25.4	25.8	26.3
180	min	15.8	17.4	18.4	19.3	19.6	20.0	20.4
240	min	12.9	13.9	14.7	15.3	15.6	15.9	16.2
300	min	11.8	12.6	13.1	13.4	13.6	13.8	14.1
600	min	7.53	7.62	7.69	7.74	7.76	7.81	7.85
1200	min	3.87	3.93	3.98	4.02	4.03	4.05	4.08

All data on the spec. sheet is an average value:

The tolerance range : X<6min(+15%~-15%), 6min X<10min(+12%~-12%), 10min X < 60min(+8%~-8%), X > 60min(+5%~-5%)