



VTM 5A-6

Specifications

Nominal Voltage(V) **6V**

Nominal Capacity

20 hour rate	(0.25A	to	5.25V)	5Ah
10 hour rate	(0.475A	to	5.25V)	4.75Ah
5 hour rate	(0.85A	to	5.1V)	4.25Ah
1 C	(5A	to	4.8V)	2.83Ah
3 C	(15A	to	4.8V)	2Ah

Weight **Approx.230g(1.83Lbs.)**

Internal Resistance (at 1KHz) **Approx. 19 mΩ**

Maximum Discharge Current for 5 seconds: **75A**

Charging Methods at 25°C (77°F)

Cycle use:

Charging Voltage **7.20 to 7.50V**

Coefficient **-5.0mV/°C/cell**

Maximum Charging Current : **1.5A**

Standby use:

Float Charging Voltage **6.75 to 6.90V**

Coefficient **-3.0mV/°C/cell**

Operating Temperature Range

Charge **-15°C (5°F) to 40°C (104°F)**

Discharge **-15°C (5°F) to 50°C (122°F)**

Storage **-15°C (5°F) to 40°C (104°F)**

Charge Retention (shelf life) at 20°C (68°F)

1 month **92%**

3 month **90%**

6 month **80%**

Case Material **ABS UL94 HB**

Terminal **F1 (Faston Tab 187)**

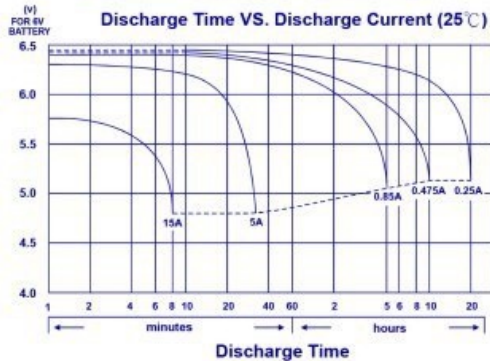


Dimensions

mm(inch)



Discharge Time VS. Discharge Current (25°C)



- PERFORMANCE DATA

Discharge Rates in Watts to Various End Voltages at 25°C (77°F)

End Voltage		1.85V	1.80V	1.75V	1.70V	1.67V	1.65V	1.60V
Time								
5	min	23.8	26.8	29.0	31.0	31.8	32.8	34.0
10	min	17.0	19.2	20.5	21.5	22.0	22.5	23.0
15	min	14.1	15.6	16.2	16.5	16.7	16.8	17.0
30	min	8.18	9.15	9.52	9.70	9.80	9.92	10.03
60	min	4.20	4.77	5.13	5.43	5.53	5.65	5.73
120	min	2.48	2.77	2.90	3.00	3.05	3.12	3.18
180	min	1.97	2.17	2.27	2.35	2.38	2.43	2.48
240	min	1.60	1.73	1.80	1.85	1.88	1.92	1.95
300	min	1.46	1.56	1.60	1.64	1.65	1.68	1.72
600	min	0.855	0.913	0.940	0.960	0.968	0.978	0.992
1200	min	0.432	0.468	0.498	0.510	0.513	0.520	0.527

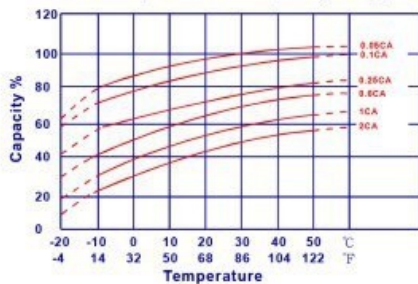
- Discharge Rates in Amperes to Various End Voltages at 25°C (77°F)

End Voltage		1.85V	1.80V	1.75V	1.70V	1.67V	1.65V	1.60V
Time								
5	min	15.3	17.6	18.9	19.5	19.7	19.9	20.2
10	min	10.5	11.7	11.9	12.1	12.2	12.3	12.4
15	min	7.86	8.52	9.01	9.22	9.29	9.37	9.45
30	min	4.39	4.94	5.11	5.25	5.30	5.35	5.41
60	min	2.39	2.64	2.76	2.87	2.9	2.94	2.97
120	min	1.34	1.46	1.52	1.56	1.57	1.59	1.61
180	min	1.10	1.16	1.19	1.21	1.22	1.23	1.24
240	min	0.855	0.911	0.936	0.962	0.968	0.975	0.983
300	min	0.790	0.826	0.839	0.851	0.855	0.860	0.866
600	min	0.437	0.464	0.476	0.485	0.489	0.493	0.498
1200	min	0.229	0.243	0.251	0.257	0.260	0.263	0.267

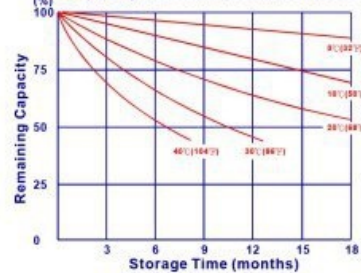
All data on the spec. sheet is an average value:

The tolerance range : $X < 6\text{min}$ (+15%~-15%), $6\text{min} \leq X < 10\text{min}$ (+12%~-12%), $10\text{min} \leq X < 60\text{min}$ (+8%~-8%), $X \geq 60\text{min}$ (+5%~-5%)

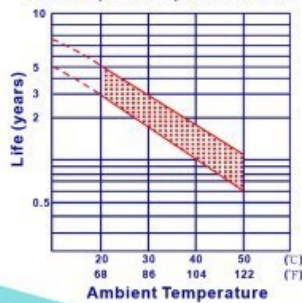
Effect of Temperature on Capacity 25°C (77°F)



Capacity Retention Characteristic



Trickle (or float) Service Life



Cycle Service Life

